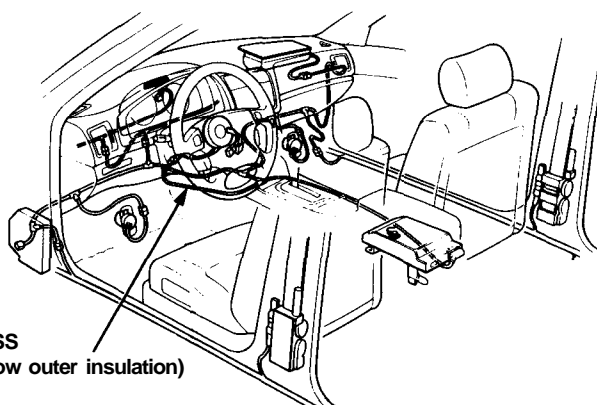


# Driving Position Memory System (DPMS)

## Component Location Index

### CAUTION:

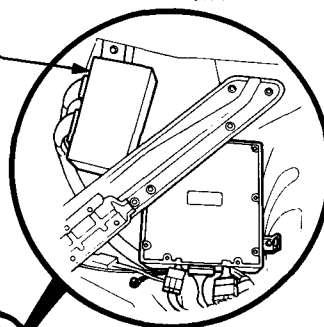
- All SRS wiring harnesses are covered with yellow outer insulation.
- Before disconnecting any part of the SRS wire harness, install the short connectors (see page 23-407).
- Replace the entire affected SRS harness assembly if it has an open circuit or damaged wiring.



**SRS MAIN HARNESS**  
(Covered with yellow outer insulation)

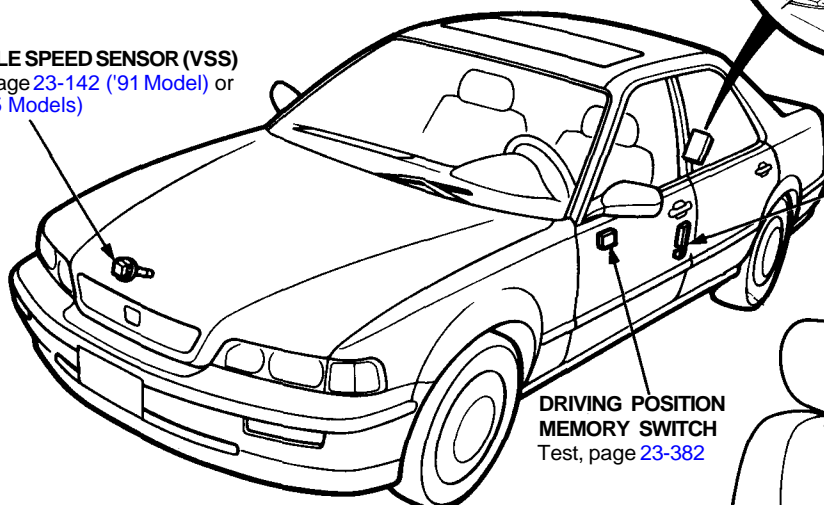
### DRIVING POSITION MEMORY SYSTEM (DPMS) CONTROL UNIT

Troubleshooting, page 23-332  
Input/Output Signals, page 23-377



### VEHICLE SPEED SENSOR (VSS)

Test, page 23-142 ('91 Model) or ('92-'95 Models)



### DRIVER'S DOOR SWITCH

Test, page 23-208

### DRIVING POSITION MEMORY SWITCH

Test, page 23-382

### FRONT UP-DOWN MOTOR

Test, page 23-386  
Replacement, section 20

### REAR UP-DOWN MEMORY SENSOR

Test, page 23-387

### SLIDE MEMORY SENSOR

Test, page 23-387

### POWER SEAT CONTROL UNIT

Troubleshooting, page 23-332  
Replacement, section 20

### SLIDE MOTOR

Test, page 23-386  
Replacement, section 20

### POWER SEAT SWITCH

Test, page 23-385  
Replacement, section 20

### DRIVER'S SEAT

### RECLINE MEMORY SENSOR

Test, page 23-387

### RECLINE MOTOR

Test, page 23-386  
Replacement, section 20

### RECLINE MEMORY LIMIT SWITCH

Test, page 23-388

### FRONT UP-DOWN MEMORY SENSOR

Test, page 23-387

### REAR UP-DOWN MOTOR

Test, page 23-386  
Replacement, section 20

